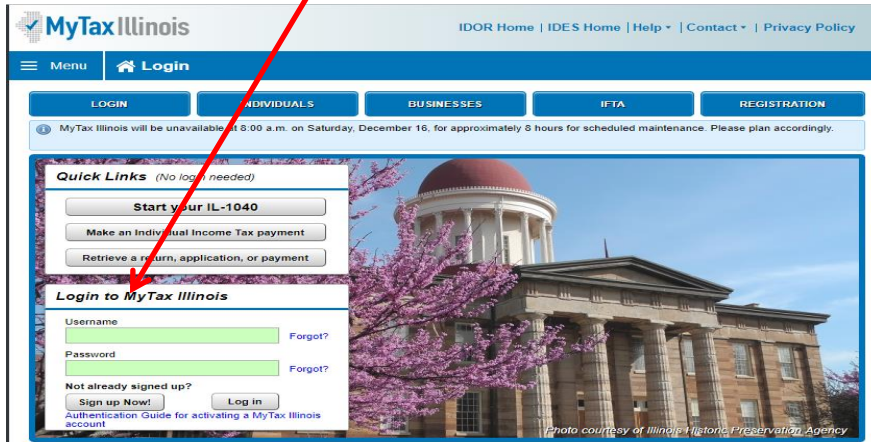
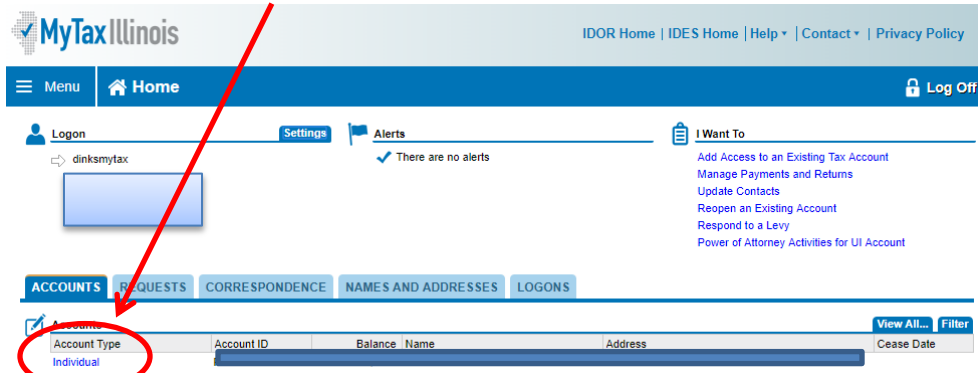


Steps to request Contribution on MyTax Illinois

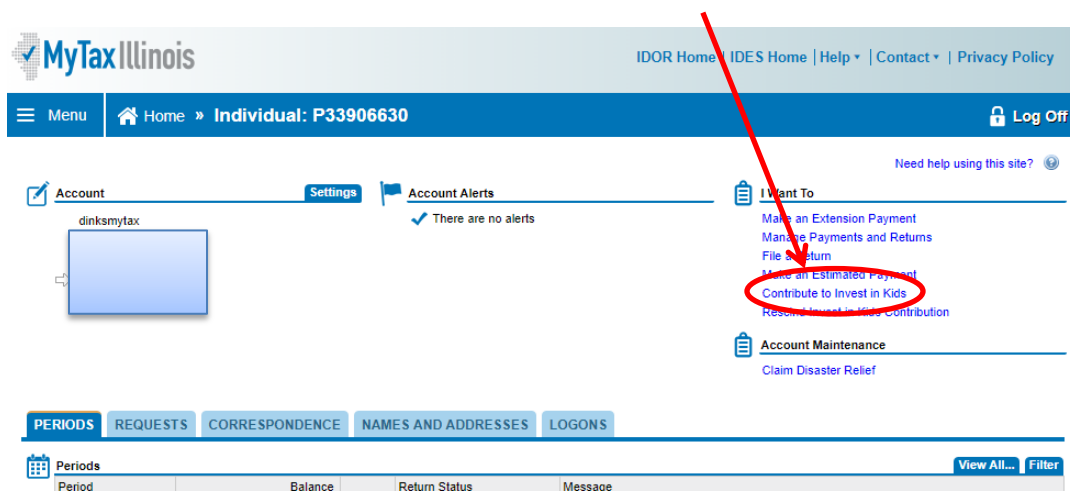
1. Log into your [MyTax Illinois](#) account (if you have not set up your MyTax account contact Tim Dinkelman at CHA)



2. Click on the Account Type (most will be INDIVIDUAL but some may be BUSINESS) :



3. Under "I Want to" section, click on CONTRIBUTE TO INVEST IN KIDS





Steps to request Contribution on MyTax Illinois

- Acknowledge that you cannot take the Invest in Kids credit as a federal income tax deduction by clicking on the box and select NEXT

MyTax Illinois IDOR Home | IDES Home | Help | Contact | Privacy Policy

Menu Home » Individual: P33906630 » Request Log Off

1. Invest in Kids Overview Contribution

Invest in Kids Overview

Overview

- Public Act 10000465 created the Invest in Kids Act (35 ICLS 40/1). This Act allows income tax credits for taxpayers who make authorized contributions to a Scholarship Granting Organization (SGO). SGOs, in turn, provide scholarships for eligible Illinois students to attend qualified, non-public schools in Illinois.
- The aggregate amount of all credits the Department may award in any calendar year may not exceed \$75,000,000 (i.e., the total qualified contributions made by all taxpayers for which credits may be obtained may not exceed \$100,000,000 in the aggregate during a taxable year)
- Two individuals filing a joint return shall be considered one taxpayer for purposes of making qualified contributions

Acknowledgement

I acknowledge I cannot take an Illinois Invest in Kids tax credit for any contributions that I claim as federal income tax deductions **Required**

Cancel Previous Next

- Fill in the contribution details – Use REGION 1 – COOK COUNTY as Region and CHILDREN’S TUITION FUND OF ILLINOIS (this is ACSI’s Scholarship Granting Organization) as Scholarship Granting Organization – enter amount you want to contribute twice and hit submit

MyTax Illinois IDOR Home | IDES Home | Help | Contact | Privacy Policy

Menu Home » Individual: P33906630 » Request Log Off

1. Invest in Kids Overview 2. Contribution

Contribution

Name and Address

Contribution Details

Choose a Region Region Map

Choose a Scholarship Granting Organization

Contribution Pledge

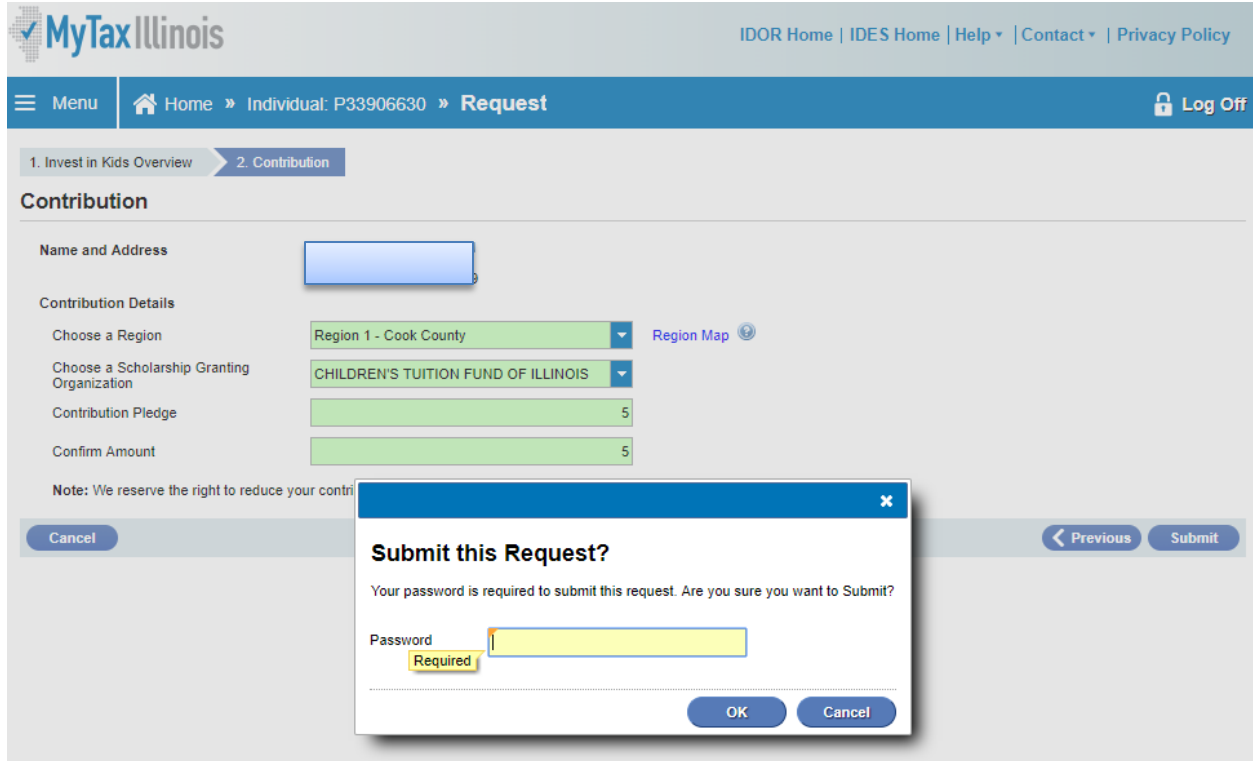
Confirm Amount

Note: We reserve the right to reduce your contribution amount if the region's limit for tax credits has been reached.

Cancel Previous Submit

Steps to request Contribution on MyTax Illinois

6. Enter your password to complete your submission and hit OK



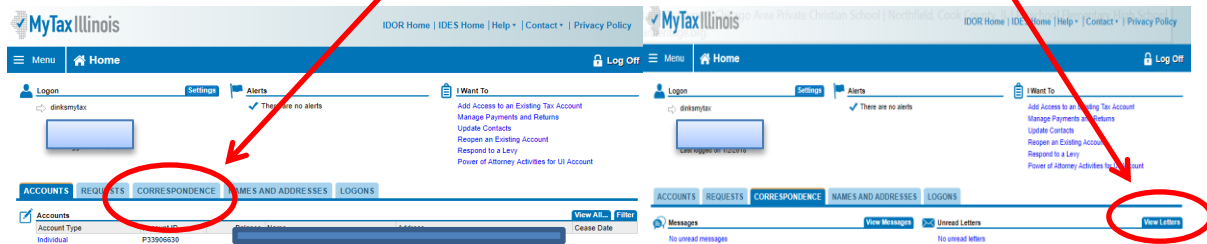
The screenshot shows the MyTax Illinois interface for a 'Request' page. The user is logged in as 'Individual: P33906630'. The page is titled 'Contribution' and shows a form with the following fields:

- Name and Address: [Redacted]
- Contribution Details:
 - Choose a Region: Region 1 - Cook County
 - Choose a Scholarship Granting Organization: CHILDREN'S TUITION FUND OF ILLINOIS
 - Contribution Pledge: 5
 - Confirm Amount: 5

A modal dialog box titled 'Submit this Request?' is displayed in the foreground. It contains the text: 'Your password is required to submit this request. Are you sure you want to Submit?'. Below the text is a password input field with a 'Required' label. At the bottom of the dialog are 'OK' and 'Cancel' buttons.

7. You will then get an acknowledgement that you have successfully submitted your application for a Contribution Authorization Certificate with a confirmation letter. YOU WILL NOT BE REQUIRED TO FUND THIS AMOUNT AT THIS TIME. You have 60 days from receipt of your Contribution Authorization Certificate to fund your \$\$\$ to the ACSI Scholarship Granting Organization. You will need to upload your Contribution Authorization Certificate (CAC) when you do this funding.

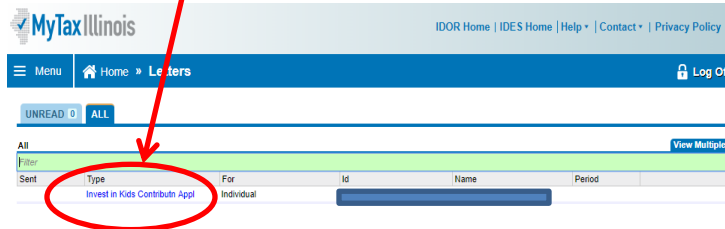
8. You can find this CAC form by logging into your [MyTax Illinois](#) account and following these steps
 - a. Select CORRESPONDENCE on your home screen; Then VIEW LETTERS





Steps to request Contribution on MyTax Illinois

- b. Select **Invest in Kids Contribution Appl**--If you do not have one of these listed, you may not have completed your application with the state properly) – Go back to and redo the contribution request steps via your MyTax Illinois account.



- c. Save the Contribution Authorization Certificate (CAC) as a PDF file on your computer as you will need it at a later date
9. You have now claimed the amount that you will be funding. YOU HAVE 60 DAYS THEN TO FUND THE \$\$ to the ACSI CHILDREN'S TUITION FUND OF ILLINOIS